

“Stay Connected” with



Solar Power Components


a PennEngineering® Company



Heyco®-Tite Solar Masthead® Metal Liquid Tight Cordgrips

Multi-Hole, NPT Hubs - IP 68 Rated

The Ultimate in Liquid Tight Strain Relief Protection

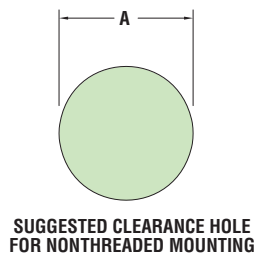
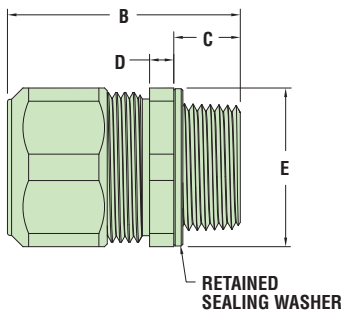


GLAND CONFIGURATION		PART NO.	DESCRIPTION	PACKAGING	UL or RV	A		B		C		D		E	
Size mm.	Conductors No.					Clearance Hole Dia.	Max. O.A. Length	Thread Length	Thickness	Wrenching Nut Flat Size					
Stainless Steel															
5,5	9	M6013GBK-SM	SSMCG 1	25	UL or RV	1.375	34,9	2.22	56,4	.69	17,5	.20	5,1	1.75	44,5
	13	M6016GBM-SM	SSMCG 1-1/4	10	UL or RV	1.734	44,0	2.61	65,0	.71	18,0	.25	6,4	2.25	57,2
	21	M6018GBQ-SM	SSMCG 1-1/2	5	UL or RV	1.984	50,4	2.69	67,1	.73	18,5	.25	6,4	2.50	63,5
	31	M6020GBY-SM	SSMCG 2	5	UL or RV	2.469	62,7	2.92	74,2	.76	19,3	.25	6,4	2.75	69,9
7,7	5	M6013GBT-SM	SSMCG 1	25	UL or RV	1.375	34,9	2.22	56,4	.69	17,5	.20	5,1	1.75	44,5
	9	M6016GBW-SM	SSMCG 1-1/4	10	UL or RV	1.734	44,0	2.61	65,0	.71	18,0	.25	6,4	2.25	57,2
	11	M6018GBZ-SM	SSMCG 1-1/2	5	UL or RV	1.984	50,4	2.69	67,1	.73	18,5	.25	6,4	2.50	63,5
	19	M6020GBX-SM	SSMCG 2	5	UL or RV	2.469	62,7	2.92	74,2	.76	19,3	.25	6,4	2.75	69,9
8,9	7	M6016GCJ-SM	SSMCG 1-1/4	10	UL or RV	1.734	44,0	2.61	65,0	.71	18,0	.25	6,4	2.25	57,2
	9	M6018GCK-SM	SSMCG 1-1/2	5	UL or RV	1.984	50,4	2.69	67,1	.73	18,5	.25	6,4	2.50	63,5
	12	M6020GCM-SM	SSMCG 2	5	UL or RV	2.469	62,7	2.92	74,2	.76	19,3	.25	6,4	2.75	69,9
Aluminum															
5,5	9	M6113GBK-SM	ALMCG 1	25	UL or RV	1.375	34,9	2.22	56,4	.69	17,5	.20	5,1	1.75	44,5
	13	M6116GBM-SM	ALMCG 1-1/4	10	UL or RV	1.734	44,0	2.61	65,0	.71	18,0	.25	6,4	2.25	57,2
	21	M6118GBQ-SM	ALMCG 1-1/2	5	UL or RV	1.984	50,4	2.69	67,1	.73	18,5	.25	6,4	2.50	63,5
	31	M6120GBY-SM	ALMCG 2	5	UL or RV	2.469	62,7	2.92	74,2	.76	19,3	.25	6,4	2.75	69,9
7,7	5	M6113GBT-SM	ALMCG 1	25	UL or RV	1.375	34,9	2.22	56,4	.69	17,5	.20	5,1	1.75	44,5
	9	M6116GBW-SM	ALMCG 1-1/4	10	UL or RV	1.734	44,0	2.61	65,0	.71	18,0	.25	6,4	2.25	57,2
	11	M6118GBZ-SM	ALMCG 1-1/2	5	UL or RV	1.984	50,4	2.69	67,1	.73	18,5	.25	6,4	2.50	63,5
	19	M6120GBX-SM	ALMCG 2	5	UL or RV	2.469	62,7	2.92	74,2	.76	19,3	.25	6,4	2.75	69,9
8,9	7	M6116GCJ-SM	ALMCG 1-1/4	10	UL or RV	1.734	44,0	2.61	65,0	.71	18,0	.25	6,4	2.25	57,2
	9	M6118GCK-SM	ALMCG 1-1/2	5	UL or RV	1.984	50,4	2.69	67,1	.73	18,5	.25	6,4	2.50	63,5
	12	M6120GCM-SM	ALMCG 2	5	UL or RV	2.469	62,7	2.92	74,2	.76	19,3	.25	6,4	2.75	69,9

* AWG 10 and 12 for both USE-2 and PV Cable.

** For 8 AWG USE-2 Wire, use Solar Mastheads for 7,7 mm conductors.

Assembled Metal Locknuts INCLUDED.



- Break-Thru Skinned-Over glands offer flexibility to use from 1 to 31 of the available holes while still providing a liquid tight seal around the wire.
- Rolled grease-free threads prevent galling and allow for multiple assemblies and disassemblies.
- Approved for NEMA 4, 4X, 6 and 6P applications.
- Self-retaining sealing washers eliminate the need for an O-Ring groove, thus reducing cost.
- Stainless Steel ideal for corrosive environments.
- Aluminum a less costly solution for robust environments.
- Suitable for use with USE-2 and PV Cable.
- Secure input PV leads from solar panel array strings to fuse holder hookup within solar combiner boxes.
- No disassembly required for installation.
- Sealing washer required for through hole applications only.
- DFARS Compliant.

Material	SSMCG: 303 Stainless Body and sealing nut with Nylon 6/6 finger and TPE Gland ALMCG: 6061 Aluminum body and sealing nut with Nylon 6/6 finger and TPE Gland
Certifications	UL or RV Certified by UL for Compliance with both Canadian and US requirements under File E51579 RV or UL Recognized under the Component Program of Underwriters' Laboratories File E51579 to both Canadian and US requirements
Flammability Rating	94V-2
Temperature Range	-40°F (-40°C) to 212°F (100°C)
IP Rating	IP 68 (70 PSI, 5 BAR)